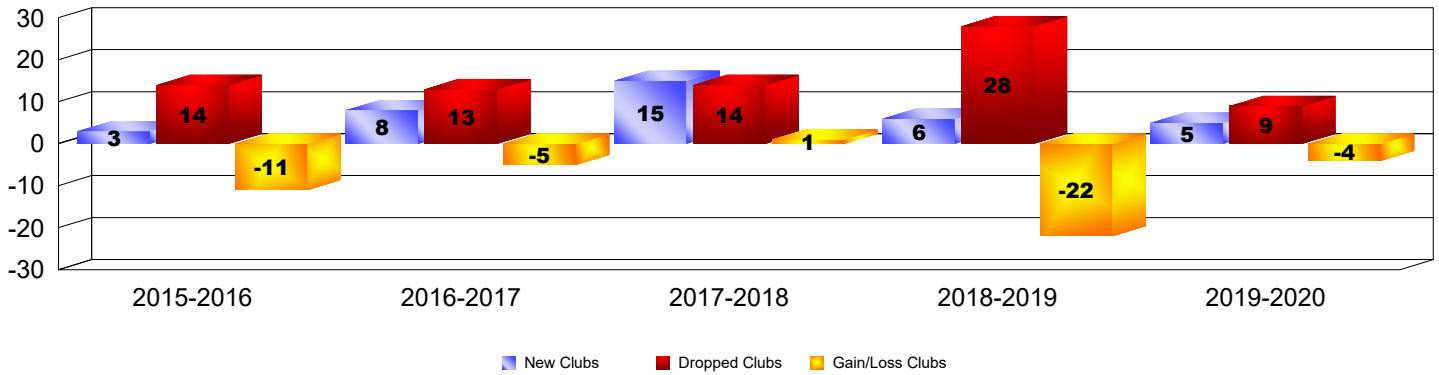


Multiple District 14

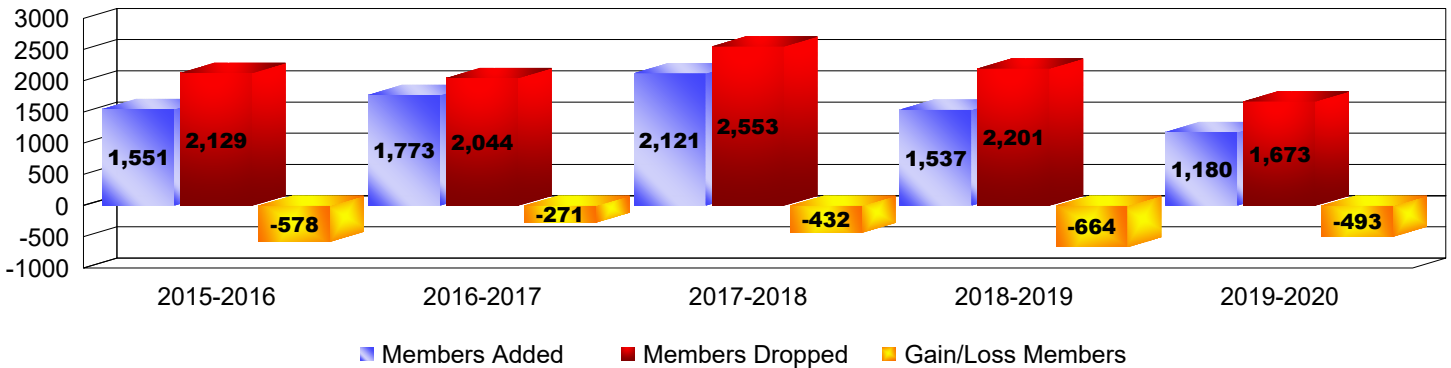
As of June 2020 Cumulative

Year	New Clubs	Dropped Clubs	Gain/Loss Clubs	New Members	Charter Members	Reinstate Members	Transfer Members	Total Member Added	Total Members Dropped	Gain/Loss Members
2015-2016	3	14	-11	1,286	122	73	70	1,551	2,129	-578
2016-2017	8	13	-5	1,413	234	63	63	1,773	2,044	-271
2017-2018	15	14	1	1,536	404	71	110	2,121	2,553	-432
2018-2019	6	28	-22	1,220	151	71	95	1,537	2,201	-664
2019-2020	5	9	-4	937	128	50	65	1,180	1,673	-493
Average	7	16	-8	1,278	208	66	81	1,632	2,120	-488


Clubs



Members



Membership Composition June 2020 Cumulative



Gender Comparison June 2020 Cumulative

